


Century Solids

ANDOVER FABRICS



100
years



Century Pinwheels Quilt designed by: **Becky Cogan and Renée Nanneman**
Quilt Size: **56" x 72"** • Skill Level: **Intermediate** • andoverfabrics.com

andover

•
•
• makower.uk
•

Free Pattern Download Available


1384 Broadway New York, NY 10018
Tel. (800) 223-5678 • andoverfabrics.com

3/30/20

Century Pinwheels Quilt

Introducing Andover Fabrics new collection: **CENTURY SOLIDS** by Andover Fabrics

Quilt designed by Becky Cogan and Renée Nanneman



Quilt finishes 56" x 72"

48 Blocks: 8" x 8"

Little pinwheels form larger blocks that, when set side by side, form big pinwheels. What a fun optical illusion. Most of the construction is done with fast half-square triangles that make this engaging quilt easy enough for anyone with some piecing experience.

Cutting Directions

Note: Read assembly directions before cutting patches. All measurements are cut sizes and include 1/4" seam allowances. Borders are cut the exact lengths required plus 1/4" seam allowances. WOF designates the width of fabric from selvedge to selvedge (approximately 42" wide).

ButternutSquash

Cut (24) squares 7 1/4" x 7 1/4", cut in half diagonally twice to make 96 quarter-square triangles

Cream

Cut (24) squares 7 1/4" x 7 1/4", cut in half diagonally twice to make 96 quarter-square triangles

Cut (288) squares 2 1/4" x 2 1/4" for HST

Cut (24) squares 3 1/4" x 3 1/4", cut in half diagonally twice to make 96 quarter-square triangles

Paprika

Cut (24) squares 3 1/4" x 3 1/4", cut in half diagonally twice to make 96 quarter-square triangles

Cut (6) strips 1 1/2" x WOF, pieced to make the following:

(2) borders 1 1/2" x 64 1/2"

(2) borders 1 1/2" x 50 1/2"

Redwood

Cut (2) borders 3 1/2" x 66 1/2", cut lengthwise

Cut (2) borders 3 1/2" x 56 1/2", cut lengthwise

Cut (36) squares 2 1/4" x 2 1/4" for HST

8 Solids From each:

Cut (32) squares 2 1/4" x 2 1/4" for HST (252 total)

Spice

Cut (4) strips 2 1/2" x 68", cut lengthwise to make binding

Backing

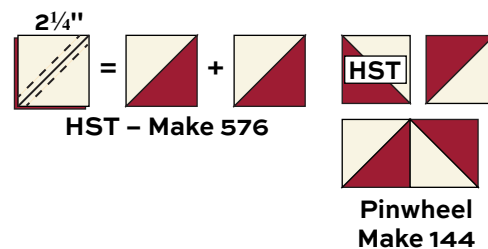
Cut (2) panels 40" x 64", pieced to fit quilt top with overlap on all sides

Fabric Requirement

		Yardage
ButternutSquash	blocks	1 1/4 yards
Cream	set, blocks	2 3/4 yards
Paprika	border, blocks	3/4 yard
Redwood	border, blocks	2 1/4 yards
8 Solids	Pinwheel blocks	1/4 yard ea.
	Black, Bordeaux, Chocolate, Goldenrod, Guacamole, Margarita, Terracotta, Spice	
Spice - Binding		1/2 yard
Oatmeal - Backing		3 3/4 yards

Making the Quilt

1. The blocks use half-square triangles (HST). Draw a diagonal line on the wrong side of each Cream 2 1/4" square. Place a marked square on a bright square, right sides together. Sew 1/4" seam on each side of the marked line; cut apart on the marked line. Press open to make pieced HST. Make 576 total HST.
2. Join 4 HST of the same bright fabric to make a small pinwheel. Make 144 pinwheels.

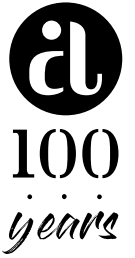


3. Referring to the triangle unit diagram, join Snow and Paprika 3 1/4" triangles together, short edge to short edge as shown, being certain that the Paprika patch is in the correct position. Make 96 units like this.

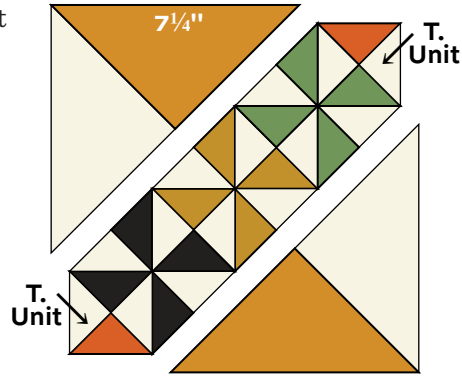


Triangle Unit
Make 96

Century Pinwheels Quilt




4. Referring to the Block diagram, join Cream and Butternut Squash $7\frac{1}{4}$ " triangles as shown. Make 96 of these units.
5. To make a block, join 3 blocks and 2 triangle units into a diagonal row. Sew a unit from Step 4 to each side of the pieced row. Make 48 blocks.
6. Referring to the Quilt Diagram, join 6 blocks to make a horizontal row, rotating every other block as shown to form the design. Make 8 rows, noting orientation of the large Butternut Squash triangles. Join the rows.



Block – Make 48

Finishing the Quilt

7. Layer the quilt with batting and backing and baste. Quilt in the ditch around borders and block patches. Quilt the large triangles as you wish. Bind to finish the quilt.



Quilt Diagram

Century Solids

ANDOVER FABRICS



100
years

Fabrics used in quilt pattern are shown in black. Fabrics shown are 100% of actual size.

CS-10 Almond	CS-10 Aqua	CS-10 Aquarium	CS-10 Aubergine	CS-10 Bahama	CS-10 BarnRose	CS-10 Black	CS-10 Bluebell	CS-10 Bordeaux	CS-10 Brass
CS-10 Bubble	CS-10 Butter	CS-10 Butternut Squash	CS-10 CafeAuLait	CS-10 Caribbean	CS-10 Carrot	CS-10 Chambray	CS-10 Champagne	CS-10 Chocolate	CS-10 Cinnamon
CS-10 Clay	CS-10 Cloud	CS-10 Cocoa	CS-10 Coffee Bean	CS-10 Coral Sunset	CS-10 Corn silk	CS-10 Cottonball	CS-10 Cream	CS-10 Dawn	CS-10 Denim
CS-10 Earth	CS-10 Emerald	CS-10 Faded	CS-10 Flax	CS-10 Ginger	CS-10 Girly Girl	CS-10 Goldenrod	CS-10 Graphite	CS-10 Guacamole	CS-10 GuavaPunch
CS-10 Gunmetal	CS-10 Hunter	CS-10 Icing	CS-10 Isle	CS-10 Ivory	CS-10 Jade	CS-10 Jalapeno	CS-10 Jam	CS-10 Lagoon	CS-10 Leaf
CS-10 Lilac	CS-10 Mango	CS-10 Margarita	CS-10 Moonlight	CS-10 Mulberry	CS-10 Navy	CS-10 Oatmeal	CS-10 Orchid	CS-10 Oyster	CS-10 Papaya
CS-10 Paprika	CS-10 Passion	CS-10 Peach	CS-10 Peacock	CS-10 Pear	CS-10 Periwinkle	CS-10 Pickle	CS-10 Pink Lemonade	CS-10 Pistachio	CS-10 Plum
CS-10 Pool	CS-10 Powder	CS-10 Pressed Flower	CS-10 Raspberry	CS-10 Red	CS-10 Redwood	CS-10 Saffron	CS-10 Sage	CS-10 Sailing	CS-10 Sapphire
CS-10 Sky	CS-10 Slipper	CS-10 Smoke	CS-10 Snow	CS-10 Spice	CS-10 Spring	CS-10 Storm	CS-10 Strawberry	CS-10 Sugar	CS-10 Sunshine
CS-10 Sulfur	CS-10 Teal	CS-10 Terracotta	CS-10 Truffle	CS-10 Turquoise	CS-10 Uniform	CS-10 Water	CS-10 Whisper	CS-10 Wine	CS-10 Wisteria

andover • makower.uk

Free Pattern Download Available
1384 Broadway New York, NY 10018
Tel. (800) 223-5678 • andoverfabrics.com