

Home

BY SARAH GOLDEN



Living Room Quilt
designed by:
Giucy Giuce
Quilt Size: 60" x 60"
andoverfabrics.com



About Home
I'm a homebody and this collection is about staying home, slowing down and making creative time a priority. It celebrates a daily creative practice, and for me that's painting and what makes our homes cozy, like house plants, flowers and cats. Can't wait to see what you sew with this collection! — Sarah Golden



andover • makower.uk

Free Pattern Download Available

1384 Broadway New York, NY 10018
Tel. (800) 223-5678 • andoverfabrics.com

Living Room Quilt



Introducing Andover Fabrics new collection: **HOME** by Sarah Golden

Quilt designed by Giucy Giuce

Quilt finishes 60" x 60"

10 Block Y: 6" x 6"

45 Block Z: 6" x 6"

Choose between two very distinct color ways to make this wall quilt/throw that is sure to go together easily. The fabric prints are appealing in any combination. Feel free to make the quilt as shown or alter the blocks to make this quilt uniquely yours.

Cutting Directions

Note: Read assembly directions before cutting patches. All measurements are cut sizes and include 1/4" seam allowances. A fat 1/4 is an 18" x 20"-22" cut. WOF designates the width of fabric from selvedge to selvedge (approximately 42" wide).

Fabric A Cut (5) strips 6 1/2" x 30 1/2", cut crosswise
Cut (2) strips 6 1/2" x 24 1/2", cut crosswise
Cut (2) strips 6 1/2" x 18 1/2", cut crosswise
Cut (2) strips 6 1/2" x 12 1/2", cut crosswise
Cut (2) squares 6 1/2" x 6 1/2"
Cut (5) squares 7" x 7", cut in half diagonally to make 10 half-square triangles

Fabric B Cut (7) strips 2 1/2" x WOF for binding
Blue Quilt: Cut (4) squares 7" x 7", cut in half diagonally to make 8 half-square triangles
Cream Quilt: Cut (5) squares 7" x 7", cut in half diagonally to make 10 half-square triangles

4 Lights From each:
Cut (4-7) squares 7" x 7" (23 total squares), cut in half diagonally to make 46 half-square triangles (need 45)

9 Mediums From each:
Blue Quilt: Cut (2-4) squares 7" x 7" (24 total squares), cut in half diagonally to make 48 half-square triangles (need 47)
Cream Quilt: Cut (2-4) squares 7" x 7" (23 total squares), cut in half diagonally to make 46 half-square triangles (need 45)

Backing Cut (2) panels 34" x 68", pieced to fit quilt top with overlap on all sides

Fabric Requirements

		Yardage	Blue Quilt Cream Quilt	
Fabric A	background	2 yards	9167-B	9168-KE
Fabric B	binding, blocks	7/8 yard	9173-BG	9169-KE
4 Lights	blocks	1/2 yard ea.	9171-BL	9171-BL
			9171-K	9171-K
			9172-BL	9172-BL
			9173-BN	9173-BN
9 Mediums	blocks	fat 1/4 yard ea.	9167-BL	*9167-K
			9168-B	9168-K
			9169-B	9169-KL
			*9170-BC	9170-K
			9171-B	9170-KC
			9172-B	9171-KE
			9173-B	9172-K
			9173-K	9173-K
			9173-KC	9173-KC
Backing		4 yards	*9170-BC	*9167-K

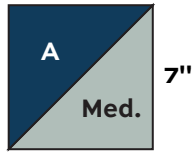
Making the Quilt

1. Referring to the Block Y diagram, join a Medium triangle with a Fabric A triangle to make a square. Press the seam allowances to one side. Trim the square to 6 1/2" if needed. Make 10 Block Y.
2. Referring to the Block Z diagram, join a Medium triangle or a Fabric B triangle with a light triangle. Follow Step 1 to make 45 Block Z, using various combinations of light and medium prints as you desire.
3. Arrange the Fabric A strips and blocks into 10 rows as shown in the Quilt Diagram. Be sure to rotate the blocks as shown. Join the strips and blocks into rows. Join the rows.

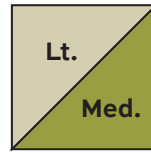
Finishing the Quilt

4. Layer the quilt with batting and backing and baste. Quilt around the strips and block patches. Or, quilt an overall design as you wish. Bind to finish the quilt.


Living Room Quilt



Block Y – Make 10



Block Z – Make 45



Quilt Diagram

Home

BY SARAH GOLDEN




9167-B*




9167-BL*



9167-K



9169-B*



9169-KE



9168-B*



9168-K



9168-KE



9169-KL



9170-BC*



9170-K



9170-KC




9172-B*



9172-BL*



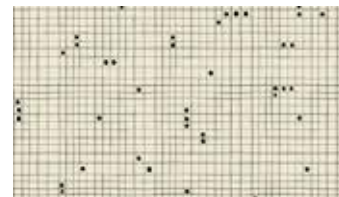
9172-K



9171-B*



9171-BL*



9171-K*



9171-KE



9173-B*



9173-BG*



9173-BN*



9173-K*



9173-KC*

Home on Tailored Cloth



ALN-9167-B1



ALN-9168-K1



ALN-9170-B1



ALN-9172-K1

*Indicates fabrics used in blue quilt pattern. Fabrics shown are 25% of actual size.

andover

makower.uk

Free Pattern Download Available

1384 Broadway New York, NY 10018
Tel. (800) 223-5678 • andoverfabrics.com