

# Reef

TWO CAN ART



100  
years



Sea Hatchlings Quilt  
designed by:

**Janet Houts**

Quilt Size: **48" x 65"**

Skill Level: **Beginner**

andover

makower uk

Free Pattern Download Available

1384 Broadway, 24TH Floor, New York, NY 10018

Tel. (800) 223-5678 • [andoverfabrics.com](http://andoverfabrics.com)

9/15/22

# Sea Hatchlings Quilt

Introducing Andover Fabrics new collection: REEF by Two Can Art

Quilt designed by Janet Houts



Quilt finishes 48" x 65"

*Baby sea turtles that strive their way into the water after hatching can be found in nearly every ocean and sea around the world. Organizations such as Sea Turtle Conservancy help ensure their survival. This easy-to-piece quilt is a tribute to the phenomenon.*

## Fabric Requirements

		Yardage	Green	Aqua	Orange
<b>Fabric A</b>	center	1 panel	640D-X	640D-X	640D-X
<b>Fabric B</b>	border	5/8 yard	641D-G	641D-T	641D-N
<b>Fabric C</b>	corners	1/2 yard	642D-N	642D-T	642D-G
<b>Fabric D</b>	border	1 1/4 yards	643D-R	643D-T	643D-G
<b>Fabric E</b>	corners	3/8 yard	644D-E	644D-O	644D-T
<b>Fabric F</b>	border	3/4 yard	644D-G	644D-T	644D-O
<b>Fabric G</b>	border	fat 1/4	CS-10-Pickle	CS-10-Pool	CS-10-Paprika
<b>Binding</b>		1/2 yard	CS-10-Pool (all Binding)		
<b>Backing</b>		3 1/2 yards	644D-N (all Backing)		

## Cutting Directions

**Note:** Read assembly directions before cutting patches. All measurements are cut sizes and include 1/4" seam allowances. A fat 1/4 is an 18" x 20"-22" cut. Borders are cut the exact lengths required plus 1/4" seam allowances. WOF designates the width of fabric from selvedge to selvedge (approximately 43" wide).

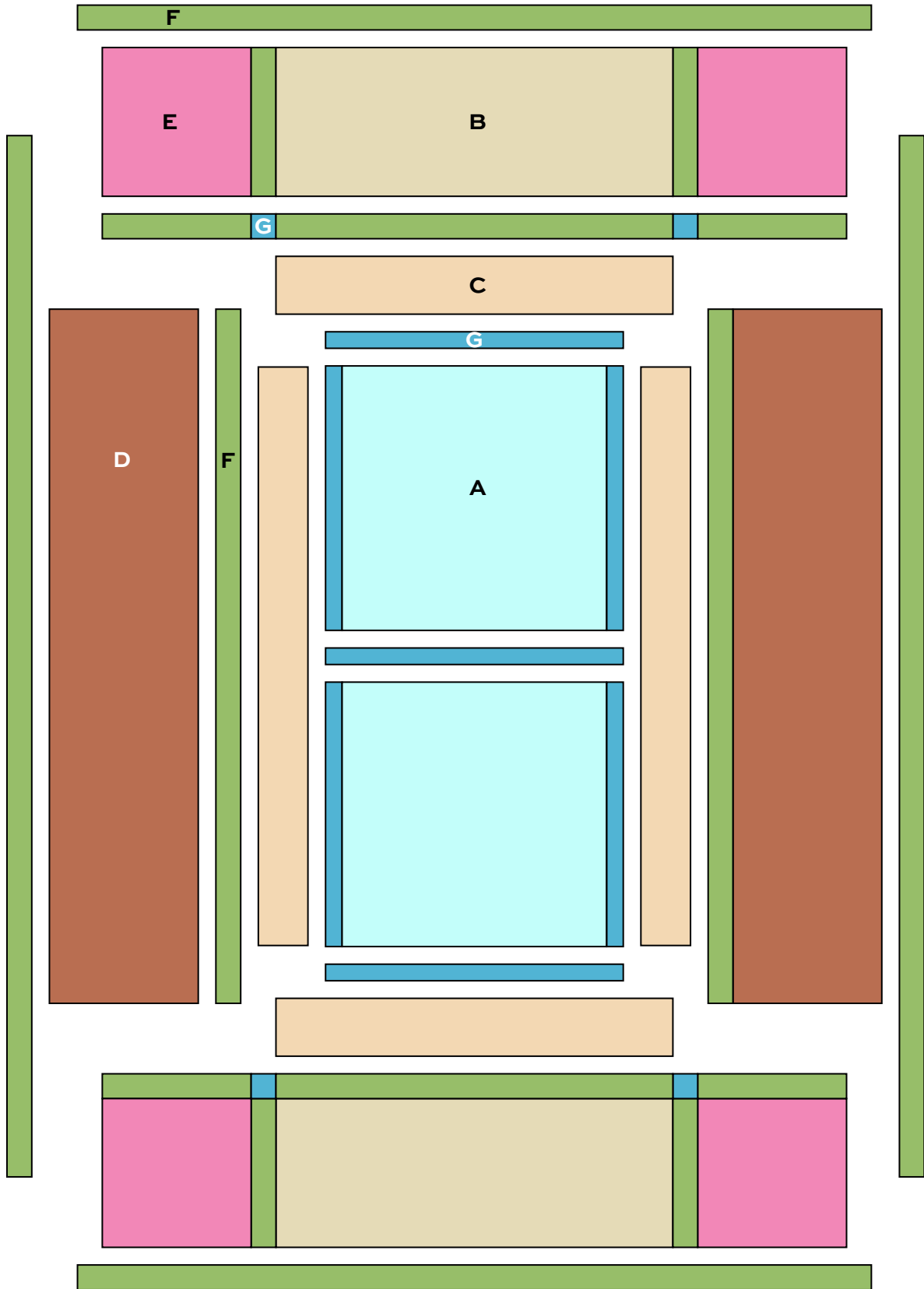
- Fabric A** Fussy-cut (2) squares 16 1/2"  
(Read Step 1 before cutting)
- Fabric B** Cut (2) rectangles 9 1/2" x 24 1/2", cut crosswise
- Fabric C** Cut (2) borders 3 1/2" x 35 1/2"  
Cut (2) borders 3 1/2" x 24 1/2"
- Fabric D** Cut (2) rectangles 9 1/2" x 41 1/2", cut lengthwise
- Fabric E** Cut (4) squares 9 1/2"
- Fabric F** Cut (11) strips 2" x WOF, pieced to make the following:  
2 borders 2" x 62 1/2"  
2 borders 2" x 48 1/2"  
2 sashes 2" x 41 1/2"  
2 sashes 2" x 24 1/2"  
8 sashes 2" x 9 1/2"
- Fabric G** Cut (3) sashes 1 1/2" x 18 1/2"  
Cut (4) sashes 1 1/2" x 16 1/2"  
Cut (4) squares 2"
- Binding** Cut (6) strips 2 1/2" x WOF for binding
- Backing** Cut (2) lengths 38" x 58", pieced to fit quilt top with overlap on all sides

## Making the Quilt

- Centering the motifs, fussy-cut the 2 squares to leave 1/4" seam allowance all around the printed motifs.
- Refer to the Quilt Diagram. Sew Fabric G 16 1/2" sashes to the sides of the 2 squares. Sew the 3 Fabric G 18 1/2" sashes and the pieced squares in a column. Be sure the Fabric A squares are oriented as you wish the print to be.
- Sew long Fabric C borders to the sides, and then short borders to the top and bottom.
- Join 41 1/2" Fabric F and Fabric D strips side by side. Sew to one side of the quilt. Repeat for the other side.
- Sew a Fabric F 24 1/2" strip with 2 Fabric F 9 1/2" sashes and 2 Fabric G 2" squares to make a pieced border. Sew to the top of the quilt. Repeat and sew to the bottom.
- Join 2 Fabric E squares, 2 Fabric F 9 1/2" sashes, and the Fabric B rectangle to make a pieced border. Sew to the top. Repeat and sew to the bottom.
- Finally, sew longest Fabric F borders to the sides. Sew the remaining borders to the top and bottom.

## Finishing the Quilt

- Layer the quilt with batting and backing and baste. Quilt in the ditch around borders and patches. Quilt around the printed motifs in the center squares. Quilt other prints as you wish. Bind to finish the quilt.



Quilt Diagram

# Reef

TWO CAN ART



640D-X\*



641D-G



641D-N\*



641D-T



642D-G



642D-N\*



642D-T



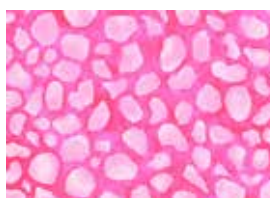
643D-G



643D-R\*



643D-T



644D-E\*




644D-G\*



644D-N\*



644D-O



644D-T

Additional fabric from **Century Solids** by Andover Fabrics



CS-10-Paprika



CS-10-Pickle



CS-10-Pool

Panel shown at 10%, all other fabrics shown are 25% of actual size.

\*Indicates fabrics used in featured quilt pattern.

andover

•  
•  
• [makower.uk](http://makower.uk)  
•

Free Pattern Download Available  
1384 Broadway, 24TH Floor, New York, NY 10018  
Tel. (800) 223-5678 • [andoverfabrics.com](http://andoverfabrics.com)